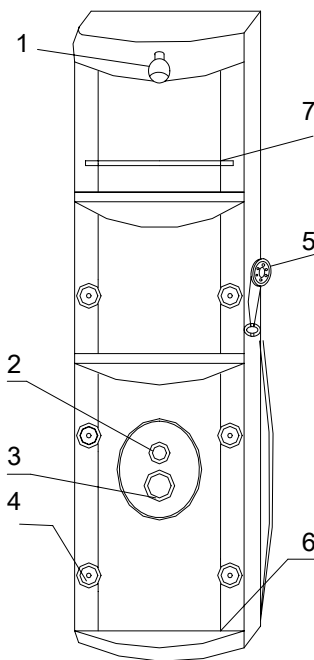




## DLJ08 Shower Column User's Guide

### I. Introduction to Water massager: (see Dia. 1)

1. **Top shower head:** Three different ways of water spouts and different shower head angles can be achieved by rotating the switch of the shower head.
2. **Adjusting valve:** To adjust the water spouts by adjusting the valve.
3. **Switch / Mixing valve:** To adjust the water temperature by rotating the handle; to switch on/off the water spout by pulling the handle up & down.
4. **Massaging nozzles:** They bring you high density water spouts with adjusting directions.
5. **Movable shower head:** The movable shower head enables the user to take showers carefree.
6. **Racks (6 & 7):** For shower accessories.

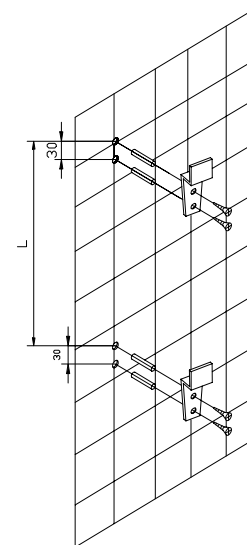


Dia.1

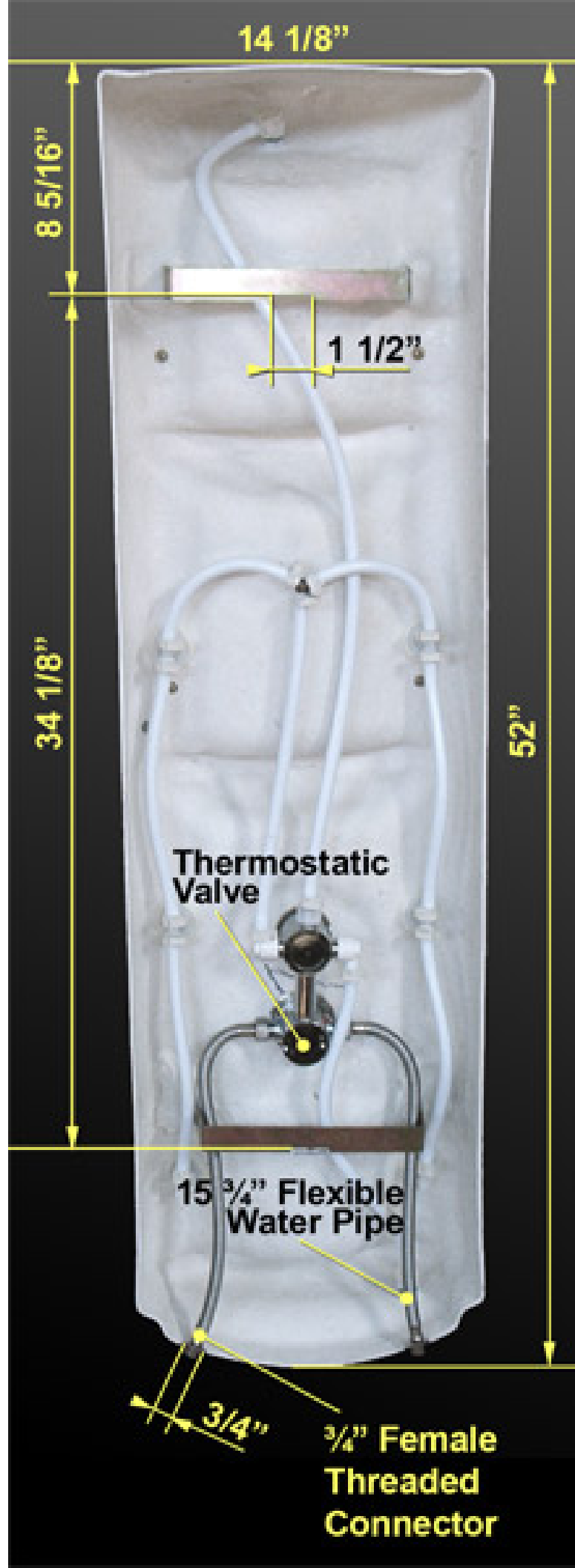
**Notes:** Our products are subject to modification without further notice.

### II Installation (see Dia.2)

1. Choose the right position and line on the wall as shown in Dia.2, drill holes and insert with rubber grain, and fix the hanger on the wall with screw. (L indicates the distance between two hangers behind the water massager, be precise of dimensions.)
2. Connect the cool and hot water pipes (the hot water pipe is labeled in red while the cool one is labeled in blue) separately to the water supply joint.
3. Hang the massager vertically on the hanger.



Dia.2 unit: mm (to convert to inches multiply by 0.039)



# DreamLine

## Shower Enclosure, Jetted Shower and Shower Columns

### Limited Warranty

#### CONSUMER RESPONSIBILITIES

Your DreamLine Shower Products will remain beautiful for many years if you take care of them. Some of the waterproofing plastic strips and other seals will need to be replaced when they show signs of wear, yellowing, or are not watertight. Refer to the parts list of your manual for all seals. Water conditions in various parts of the country will determine any extra cleaning attention you may have to give your new shower enclosure or jetted shower. DreamLine does not recommend the use of harsh abrasive cleansers on any of its products. Harsh cleansers will damage the metal or glass finish on your shower enclosure or jetted shower.

#### REQUESTING SERVICE

Here's what you need to do if you require service:

1. Contact the dealer or contractor who sold and installed the product. They should be able to solve any problems you may have.
2. If your dealer or contractor cannot solve the problem, they will contact or supply you with the name of the local DreamLine Distributor or a DreamLine Direct Technical Specialist
3. If you are unable to obtain warranty service through either your contractor or DreamLine distributor, please write us directly at

DreamLine  
2840 Pine Road, Bld D  
Huntingdon Valley, PA 19006  
ATTN: Customer Service Department,

4. Include all pertinent information regarding your claim, including a complete description of the product, model numbers, colors, finishes, and the date the product was installed. Include a description of the problem, and a photocopy of your invoice and purchase receipt(s) for the products involved. Also please provide information the name and contact telephone numbers of the contractor and distributor.

Please note that under any circumstances, DreamLine products should not be returned to your dealer, distributor or directly to DreamLine without a written Return Merchandise Authorization (RMA).

#### LIMITED ONE-YEAR WARRANTY

This warrantee extends only to the original owner/end-user for personal household use only. For commercial uses, additional limitations may apply.

DreamLine warrants acrylic surface against blistering or cracking and chipping resulting from defect in the acrylic surface material when used under normal condition and service for a period of one (1) year from the purchase date.

DreamLine warrants mirrors, shower doors, shower massage systems, faucet finishes and fittings to be free from defects in workmanship and materials under normal use and service for a period of one (1) year.

DreamLine further warrants the structure of the acrylic shell against loss of water through the fiberglass laminate of the acrylic body as a result of defect in materials and workmanship for a period of five (5) years from the purchase date.

DreamLine will, at its election, repair, replace, or make appropriate adjustment where DreamLine optional inspection discloses any such defects occurring in normal usage within the warrantee periods. **Please note that DreamLine is not responsible for installation or removal costs.**

Improper modification of any enclosure, jetted shower or shower column components may void the warranty - so please install the product as directed in the manual. This warranty does not cover any claim arising from abuse, misuse, negligence, accident, improper installation or operations on the part of the purchaser. This warranty is void if the DreamLine product is subject to alterations, or if repairs are attempted by anyone other than an authorized agent of DreamLine. This warranty does not extend to any plumbing or components installed by dealers, installers or by any party other than DreamLine.

**Implied warranties, including that of merchantability or fitness for a particular purpose, are expressly limited in duration to the duration of this warranty. DreamLine disclaims any liability for special, incidental, or consequential damages.**

Some states do not allow limitations on how long an implied warranty lasts or the exclusion or limitation of special, incidental, or consequential damages, so these limitations and exclusions may not apply to you. This warranty gives you specific legal rights. You may also have other rights which vary from state to state. This limited warranty provides specific legal rights as they apply within the USA, and other rights may be available, but may vary from country to country.

***This is our exclusive written warranty for DreamLine Enclosure, Jetted Shower and shower Column Purchases made after May 2004. DreamLine reserves the right to modify this warranty at any time, and the consumer understands that such modification will not alter the warranty conditions applicable at the time of the sale of the product.***